



2" NEO Full-range

Program Power	60 W
Rated impedance	8 Ohm
Nominal diameter	2"- 50 mm
Sensitivity (2,83V/1m)	83 dB
Voice coil diameter	1 in - 25 mm
Frequency Range	110-17000 Hz

SPECIFICATIONS

Nominal Diameter	2"- 50 mm
Rated Impedance	8 Ohm
Nominal Power Handling ¹	30 W
Program Power ²	60 W
Sensitivity ³	83 dB
Frequency Range ⁴	110-17000 Hz
Minimum Impedance	-
Gasket Material	Steel
Magnet Material	Neodymium
Cone Material	Aluminum
Cone Shape	Exponential
Surround	Rubber
Suspension	Doped fabric
Voice Coil Diameter	1 in - 25 mm
Voice Coil Winding Material	Copper
Voice Coil Length	- - -
Voice Coil Former Material	Kapton
Connection type	Faston
Ferrofluid	No
Magnetic Gap Height	3,5 mm - 0,14 in
Max. Peak to Peak Excursion Xvar	-
Efficiency Bandwidth Product EBP	345
Recommended Loading	Vented Box
Volume / Tuning frequency	0,3 Lt (dm ³) - 0,011 cuft / 120 Hz
Maximum recommended frequency	-
Version - Part Code	8 Ohm PNDI2.25

T/S PARAMETERS

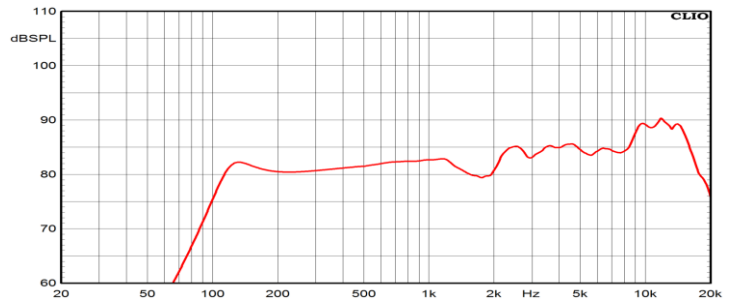
8 Ohm

Resonance frequency	Fs	100 Hz
DC Resistance	Re	7,1 Ohm
Mechanical Q Factor	Qms	5,3
Electrical Q Factor	Qes	0,29
Total Q Factor	Qts	0,27
BI Factor	BI	5,9 Tm
Effective Moving Mass	Mms	2,15 g
Equivalent Cas air loaded	Vas	0,3 lt (dm ³) - 0,011 cuft
Suspension Compliance	Cms	-
Effective Piston Diameter	D	41 mm - 1,614 in
Effective piston area	Sd	13 cm ² - 2,02 sq.in
Max. Linear Excursion ⁵	Xmax	2,5 mm - 0,1 in
Voice Coil Inductance @ 1kHz	Le	0,2 mH
Half-space Efficiency	η0	0,1 %

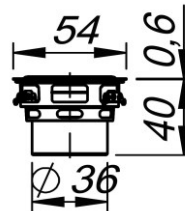
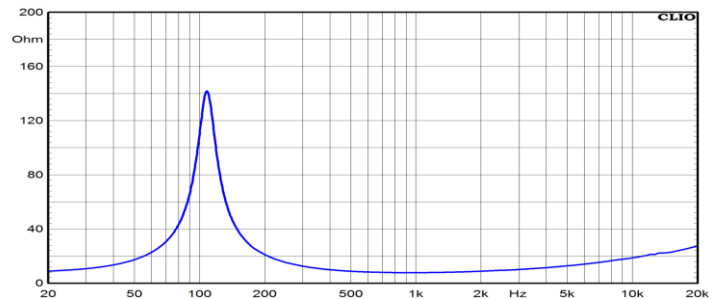
NOTES

- ¹ Nominal power is determined according to AES2-1984 (r2003) standard.
- ² Program Power is defined as 3 dB greater than the Nominal rating.
- ³ Sensitivity represents the averaged value of acoustic output as measured on the forward central axis of cone, at distance 1m, when connected to 2,83V sine wave test signal.
- ⁴ Frequency range is given as the band of frequencies delineated by the lower and upper limits where the output level drops by 10 dB below the rated sensitivity in half space environment.
- ⁵ Linear Math. Xmax is calculated as (Hvc-Hg)/2 + Hg/4 where Hvc is the coil depth and Hg is the gapdepth.
- ⁶ Frequency response curve in the range above 150 Hz is measured on infinite baffle conditions and simulated as per recommended loading in the range below 150 Hz.
- ⁷ Impedance curve is measured in free air conditions at small signals.

FREQUENCY RESPONSE CURVE ⁶



FREE AIR IMPEDANCE CURVE ⁷



MOUNTING AND SHIPPING INFORMATION

Overall Diameter	54,3 mm - 2,14 in
Baffle Cutout Diameter	49 mm - 1,93 in
Flange and Gasket Thickness	0,6 mm - 0,02 in
Total Depth	40,6 mm - 1,598 in
Bolt Circle Diameter	30 mm - 1,18 in
Bolt Holes Quantity and Diameter	4 / 4 mm - 0,16 in
Net Weight	0,18 Kg - 0,4 lb
Shipping Units	1 Pair